

A/24/E, A/24/TE, A/24/TS Miniature Piezoelectric Accelerometer

5pC/g nom.

2gm

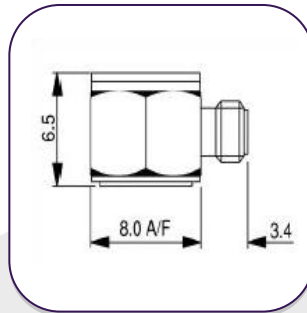
200/250°C Max



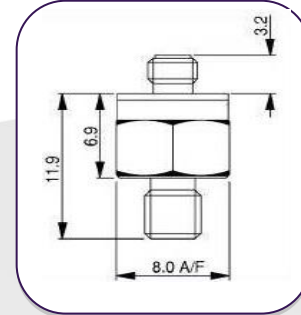
A three variant range of low mass (2gm.) accelerometers with Konic shear sensing elements, welded construction, miniature (3.5mm thd.) side or top entry coaxial connector and titanium case.

The two adhesive mount versions (A/24/E, A/24/TE), are provided with bonded isolation discs to minimize ground loop interference, whilst the top entry connector version (A/24/TS) is also available with integral mounting stud but without isolation.

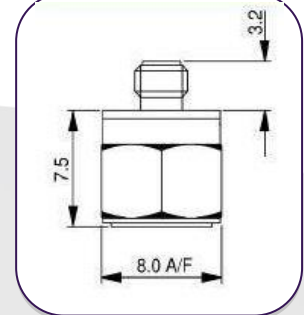
A/24/E



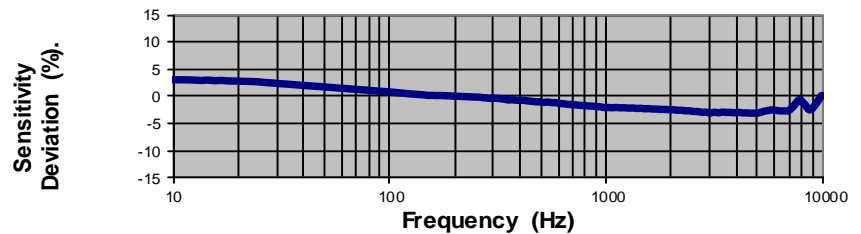
A/24/TS



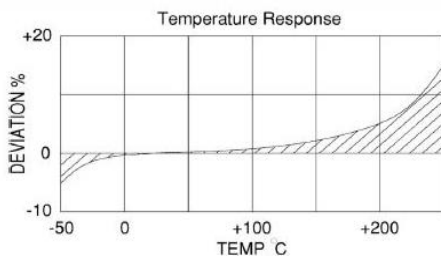
A/24/TE



Typical Frequency Response



Temperature Response



The low mass of the A/24 range minimizes mass loading effects in a wide range of vibration responses and structural testing applications. The Konic shear design is a market leader in minimising cross axis error.

Options:

- Wideband temperature calibration
- -50/+200°C (A/24/E, A/24/TE)
- -50/+250°C (A/24/TS)

	Metric		Imperial	
Charge sensitivity nom.	0.30pC/(m/s ²)	0.60pC/(m/s ²)	3pC/g	6pC/g
Capacitance pF	600	900	600	900
Resonant Frequency KHz	≈55		≈55	
Cross Axis error % max	5		5	
Temperature Range	-50/250°C (A/24/TS) -50/200°C (A/24/E, A/24/TE)		-58/482°F (A/24/TS) -58/392°F (A/24/E, A/24/TE)	
Charge sensitivity deviation re 20°C/68°F	-5% @ -50°C +15% @ 250°C		-5% @ -58°F +15% @ 482°F	
Frequency Response	1Hz – 10KHz +/-5% 0.7Hz – 12KHz +/-10%		1Hz – 10KHz +/-5% 0.7Hz – 12KHz +/-10%	
Maximum Continuous g level	49,033m/s ²		5000g	
Maximum shock g level, rise time µs	98100m/s ² , 30		10000g, 30	
Case Material	Titanium Grade 2		Titanium Grade 2	
Weight	2gm		0.07oz	
Connector	M3.5 KP connector (3.5mm)		M3.5 KP connector (3.5mm)	
Mounting	A/24/E, TE, Adhesive; Isolated base		A/24/E, TE, Adhesive; Isolated base	
Case Seal	Welded		Welded	
Size	8 (A/F) x 9mm 8 (A/F) x 9mm 8 (A/F) x 8.7mm		0.31 (A/F) x 0.35in 0.31 (A/F) x 0.35in 0.31 (A/F) x 0.34in	